

# ST BARNABAS AND ST PHILIP'S COFE PRIMARY SCHOOL

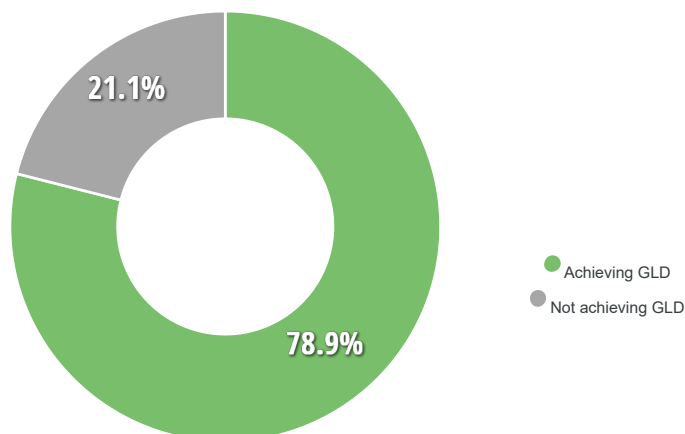
Academic Year: 2023/24    Comparator: National

EYFSP Good Level of Development **78.9%** ↔ GAP +11.2% ↗ TREND +2.0% ↕ %ILE 19th

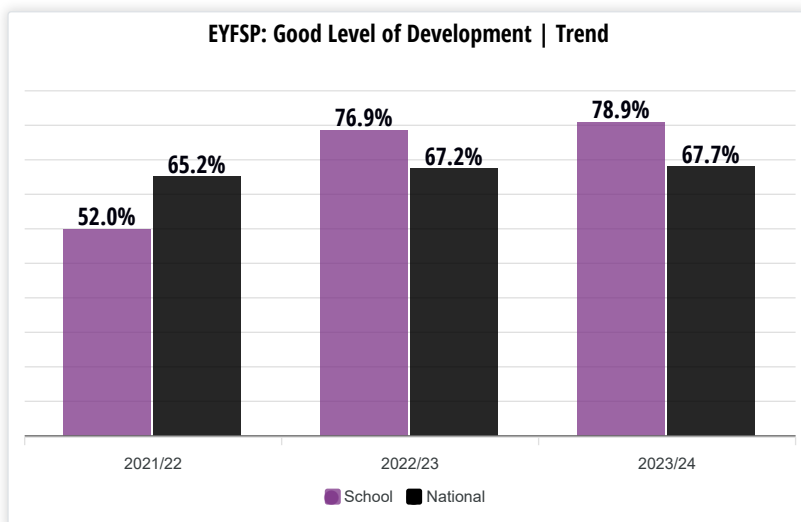
From a cohort of **19 pupils** in your school being assessed using the early years foundation stage profile, **78.9%** are achieving a good level of development (GLD), a total of **15 pupils**.

The average total points score, for your school, in all GLD goals is **23.2** out of a possible 24.

EYFSP: Good Level of Development | Value



EYFSP: Good Level of Development | Trend



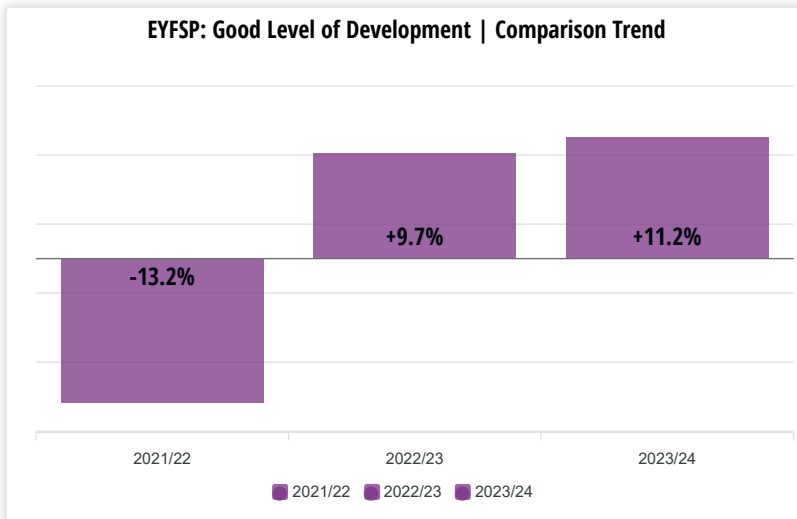
Your school's EYFSP good level of development has **increased by 2.0%** from **76.9%** in 2022/23 to **78.9%** in 2023/24.

This is equivalent to approximately **the same number of** pupils achieving a good level of development in 2023/24 compared to 2022/23.

Your school's average for the last 3 academic year(s) is **68.6%**.

## COMPARISON | NATIONAL

EYFSP: Good Level of Development | Comparison Trend



**78.9%** achieved a good level of development in your school, **11.2% higher than** the National average of **67.7%**.

This is the equivalent of **2 more** pupils in your school achieving a good level of development compared to the National average.

Your school has been above the National average **2 times** in the last 3 academic year(s).

Your school's relative change for achieving a good level of development has **declined by 21.4%**, from **+22.9%** in 2022/23 to **+1.5%** in 2023/24 when compared to the National average.

While your school average for achieving a good level of development has **increased by 2.0%**, from **76.9%** in 2022/23 to **78.9%** in 2023/24, the National average **increased by 0.5%**, from **67.2%** in 2022/23 to **67.7%** in 2023/24.

EYFSP: Good Level of Development | Relative Change

	2021/22 Value	→ Trend	2022/23 Value	→ Trend	2023/24 Value
School	52.0%	+24.9%	76.9%	+2.0%	78.9%
National	65.2%	+2.0%	67.2%	+0.5%	67.7%
<b>Relative Change</b>	n/a	<b>+22.9%</b>	n/a	<b>+1.5%</b>	n/a

## RANK

Your school is in **percentile 19** when compared to all schools nationally for a good level of development.

The schools in the same decile as you had between **78.3%** and **83.1%** of their cohort achieve a good level of development.

Your school **rose 2** places in the percentile rankings between 2022/23 and 2023/24, from **21** to **19**.

